


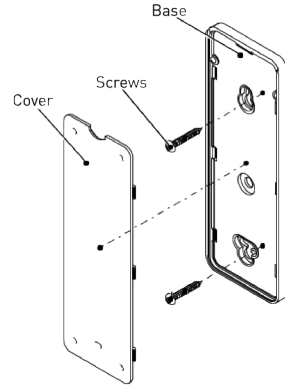
3 INSTALLATION

3.1 Wall mount holder

Remove cover from base by prying with flat head screwdriver.



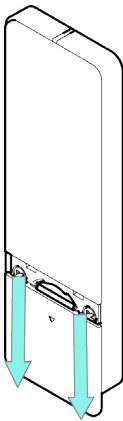
Use supplied fasteners and anchors to attach the base to wall.



Replace cover by pressing snap latches into place.

3.2 Remote battery

Remove cover from remote press gently in and down to disengage cover.



Slide to remove.

Install battery with positive (+) side facing up.

